




Quick Fit Adjustable Depth Switch / Server Side Blanking Panels

Designed for use in applications where both servers and switches need to be housed in a single enclosure, these quick fit adjustable depth panels form part of our modular approach to the optimisation of air-cooling within our Access cabinet solution.



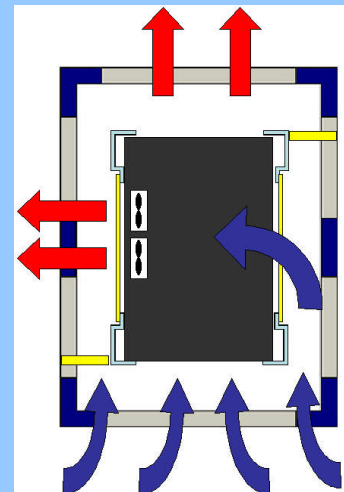
NOTE

Both the front quick release 19-inch and side blanking panels are shown finished in light grey for clarity. Actual panels are finished in Black RAL9005.

Incorporating the same tool-less ¼-turn fixings as we use on our quick fit front 19-inch blanking panels these panels can be easily and quickly fitted to our Access cabinet range where the mounting angles have a side mount facility.

Available in three height (1U, 2U and 5U) and depth configurations the deployment of these quick fit adjustable depth blanking panels in conjunction with our vertical baffles and quick fit 19-inch blanking panels allow users to conveniently optimise the air flow within the cabinet structure ensuring;




- That the cold air feed is directed to the area where it is needed allowing the servers and switches to operate efficiently.
- That the hot air expelled by any servers or switches cannot recirculate or contaminate the cold air feed.
- That the cabinet's cooling efficiency is significantly improved and as a consequence provides improved power efficiency within the data room.

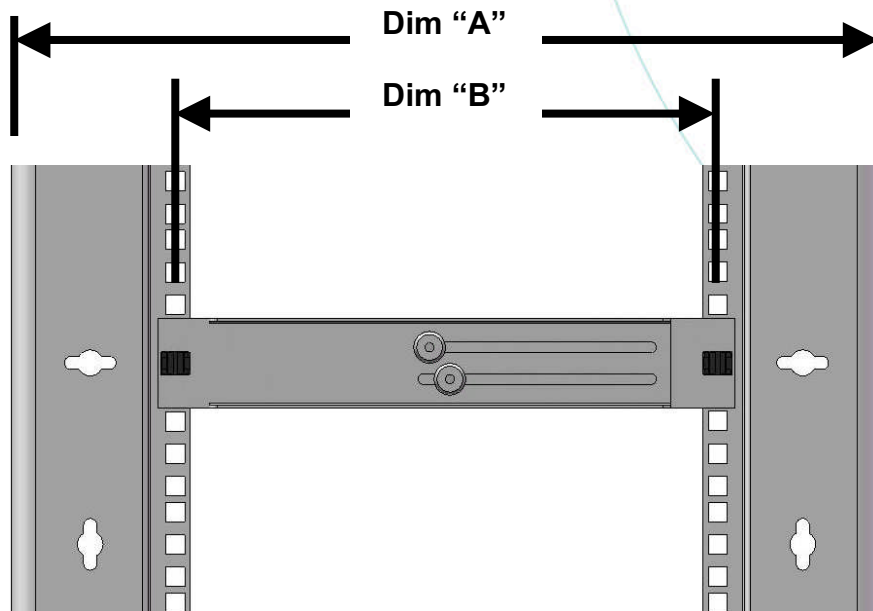


This type of scenario is often associated with the deployment of network switches including the Cisco 6500 series where the switch section breathes left to right across the unit.

New Product Release

Technical Specification & Order Codes


| Order Code | Description | Dim "A" | Dim "B" | Shipping Weight | |
|---|-------------|--|----------------|-----------------|--------|
| Material Panel - Mild steel 1.0mm thick (20swg) Finish Fixings – Black Polycarbonate Fixing Type Painted RAL9005 Black Tool-less ¼ Turn Fasteners | | | | | |
|  | SESBP1U3QFB | 1U Quick Fit Server Side Blanking Panel. | 422mm to 525mm | 264mm to 366mm | 0.25kg |
| | SESBP1U4QFB | 1U Quick Fit Server Side Blanking Panel. | 535mm to 638mm | 376mm to 478mm | 0.27kg |
| | SESBP1U5QFB | 1U Quick Fit Server Side Blanking Panel. | 648mm to 750mm | 488mm to 590mm | 0.29kg |
|  | SESBP2U3QFB | 2U Quick Fit Server Side Blanking Panel. | 422mm to 525mm | 264mm to 366mm | 0.48kg |
| | SESBP2U4QFB | 2U Quick Fit Server Side Blanking Panel. | 535mm to 638mm | 376mm to 478mm | 0.52kg |
| | SESBP2U5QFB | 2U Quick Fit Server Side Blanking Panel. | 648mm to 750mm | 488mm to 590mm | 0.56kg |
|  | SESBP5U3QFB | 5U Quick Fit Server Side Blanking Panel. | 422mm to 525mm | 264mm to 366mm | 3.30kg |
| | SESBP5U4QFB | 5U Quick Fit Server Side Blanking Panel. | 535mm to 638mm | 376mm to 478mm | 3.40kg |
| | SESBP5U5QFB | 5U Quick Fit Server Side Blanking Panel. | 648mm to 750mm | 488mm to 590mm | 3.50kg |



Side View on 19-Inch Mounting Angles
Front to Rear

New Product Release

Operating Instructions



Assembly

1. Locate the fixing into the panel
2. Tap the actuating pin into the receptacle as shown in "B". When the slot in the head of the actuating pin is horizontal the fixing is latched.



Panel Mounting.

- Rotate actuating pins so that the slot in the head is vertical. Locate the appropriate panel in the relevant empty unit position.
- Turn each of the ¼ turn fixings through 90 degrees so slots in actuating pins are horizontal securely latching the panel in position.

Panel Reposition.

- Turn each of the ¼ turn fixings through 90 degrees to unlatch the panel and reposition as necessary.

Adjusting The Depth.

- Simply unscrew the knurled nut and expand or contract the assembly to suit the mounting centres. Once the desired dimension is achieved simply tighten up the knurled nuts to achieve optimum rigidity.



Intresserad av


COOPER B-Line

hela produktsortiment?

På

<http://www.cooperbline.co.uk/default.aspx>

hittar du alla elektroniska dokument

Önskar du:

- få svar på frågor
- tryckta kataloger/produktblad
- prisförfrågan/offert

Var god kontakta

Tre Röda AB Tel: 08-560 200 22
Furuhällsvägen 25 Fax: 0171-563 63
746 37 BÅLSTA
e-post: info@treroda.nu
http: www.treroda.nu

